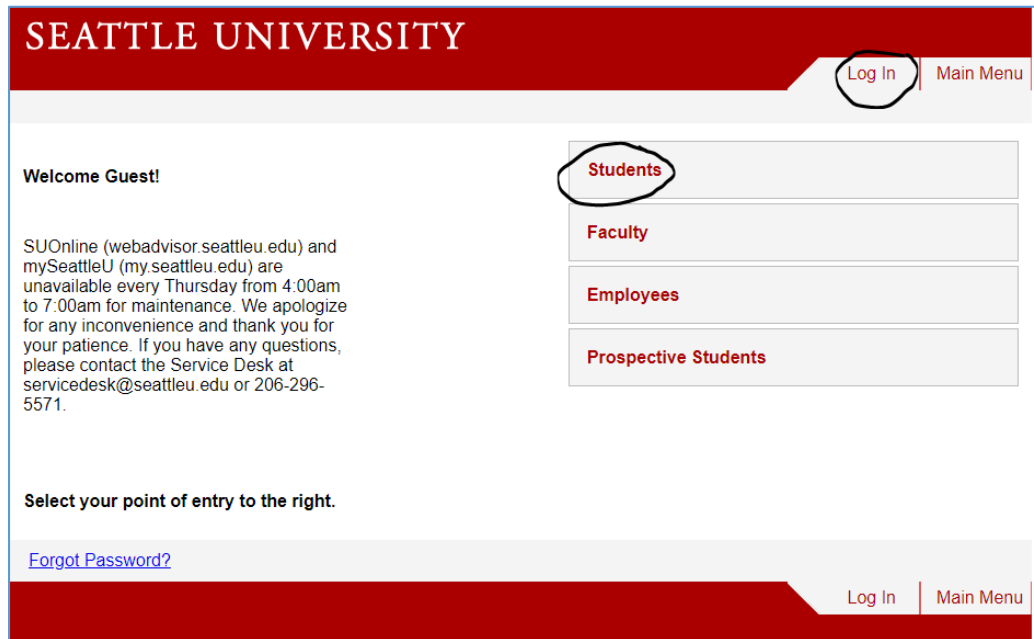
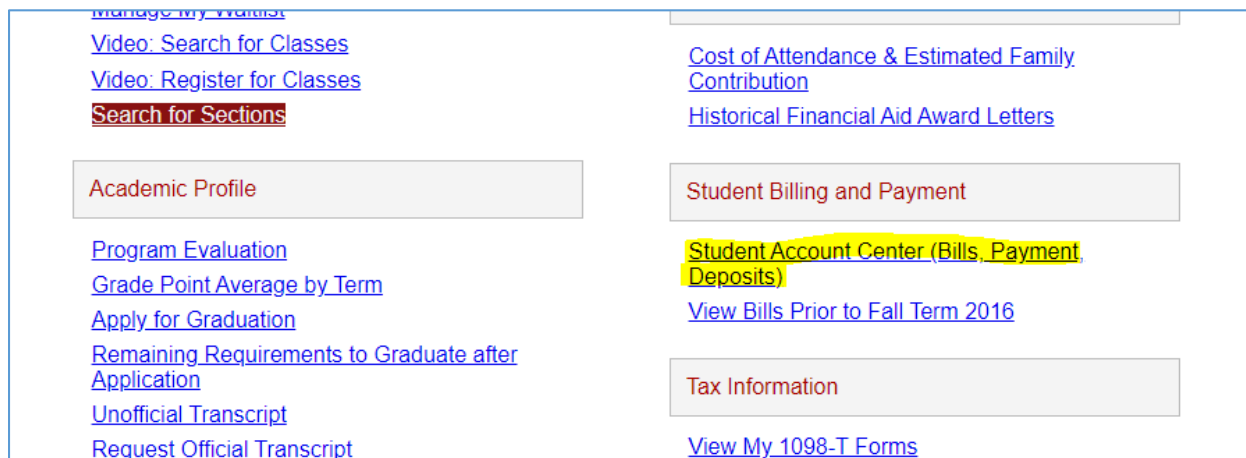


Paying Your Enrollment Deposit

1. Log into SU Online <https://webadvisor.seattleu.edu/>
2. Select the **Students Menu**



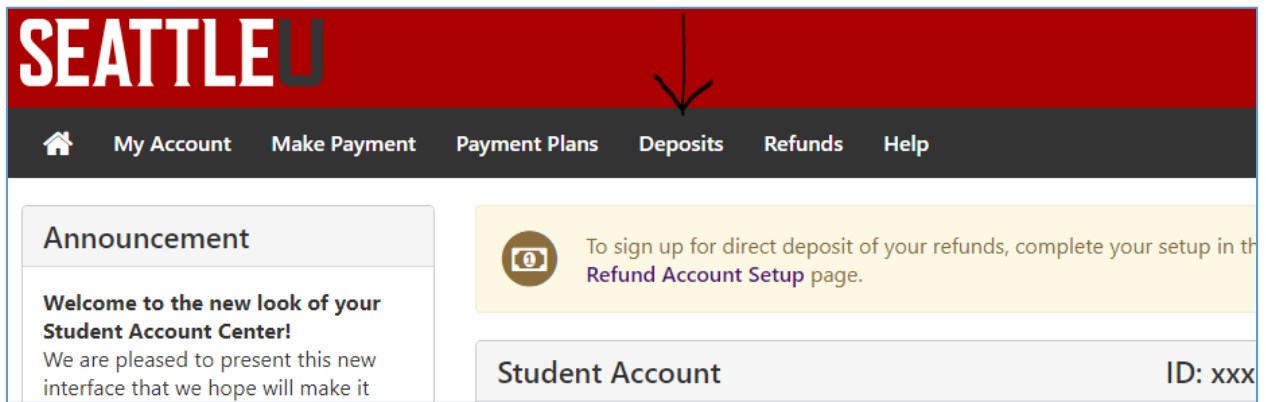
3. Scroll down on the right-hand side under Billing and Payment and select **Student Account Center**. Select it again on the next screen—noting that the Safari Browser is not recommended.



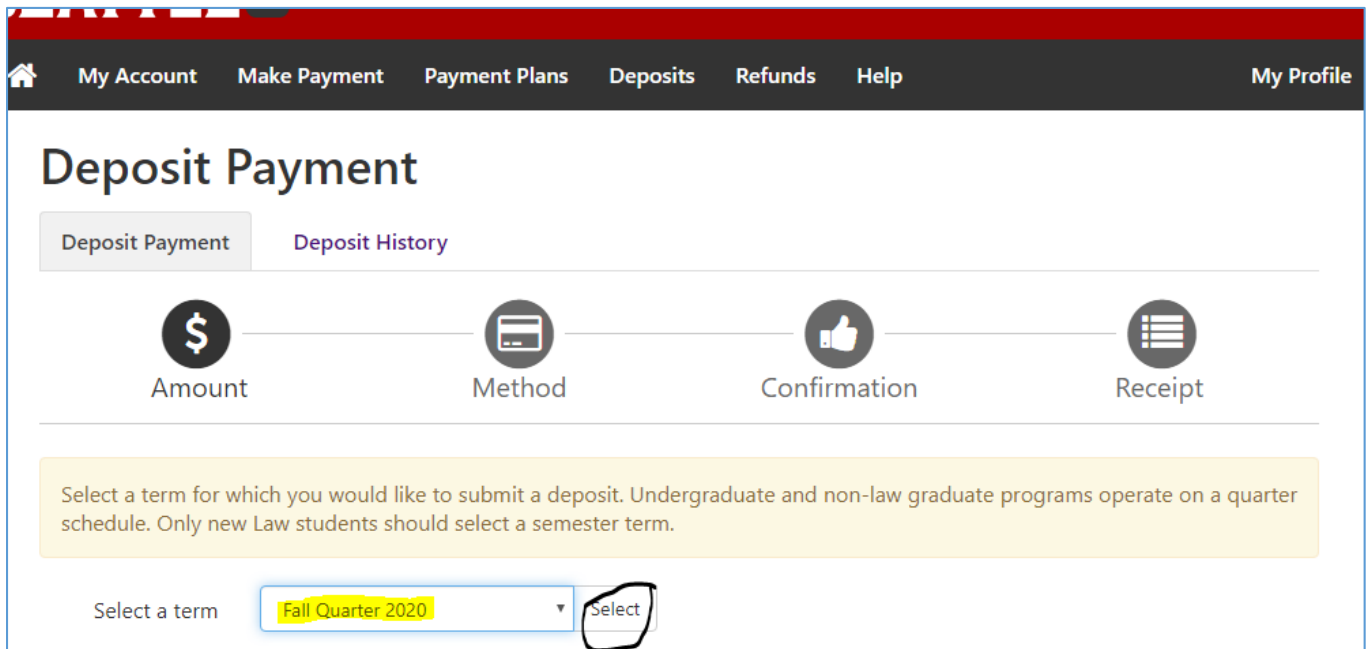
PLEASE NOTE: If you experience issues viewing your bill with Safari, we recommend using Chrome, Firefox or Edge.

Student Account Center

4. Once the Student Account Center loads, select **Deposits** from the top of the screen.



5. Choose **Fall Quarter 2020** from the drop down menu and then **Select**



6. Choose **2020 Fall Freshman Deposit** and then **Select**

My Account Make Payment Payment Plans Deposits Refunds Help My Profile

Deposit Payment

Deposit Payment Deposit History

Amount Method Confirmation Receipt

Select a term for which you would like to submit a deposit. Undergraduate and non-law graduate programs operate on a quarter schedule. Only new Law students should select a semester term.

Select a term Select

Select a deposit **Select**

7. You can see the deposit information you are about to pay. Choose **continue**.

2020 Fall Freshman Deposit	
Deposit name	2020 Fall Freshman Deposit
Deposit description	\$500 required for incoming UG students to secure spot in 2020-21 class.
Term	Fall Quarter 2020
Payment amount	\$500.00

Cancel **Continue**


8. Choose a payment method from the drop down menu and then **Continue**.

- Electronic Check (checking/savings) –no processing fee
- Credit Card Via PayPath (credit cards only, do not use a debit card)- charged a percentage processing fee on payment amount.

***Please be sure to turn off your pop-up blocker if you are using a credit card so that PayPath site can open.*

Deposit Payment

Deposit Payment Deposit History



Amount \$500.00

Method 

*Credit card payments are handled through PayPath[®], a tuition payment service. A non-refundable service fee will be added to your payment.

Electronic Check - Payments can be made from a personal checking or savings account.

9. Continue on and follow the payment processing prompts on the screen until you get to the end confirmation page indicating that you made the payment. You will also get an email that the payment was made. The \$500 enrollment deposit will show on your first billing statement you will receive in August.